



# **Registry Operator's MONTHLY REPORT**

**November 2002**

**Prepared: December 13, 2002**

**VeriSign Global Registry Services  
21345 Ridgetop Circle  
Dulles, VA 20166-6503**

## VeriSign Registry Monthly Report –November, 2002

As required by the ICANN/VeriSign Registry Agreements (Section 8 for .com; Section 3.15 for .net and .org), this report provides an overview of VeriSign Registry activity through the end of the reporting month. The information is primarily presented in table and chart format with text explanations as deemed necessary. The information is provided in the order as listed in *Appendix T* of the Registry Agreements. Pursuant to the agreements, "...items 5 - 12 shall be kept confidential by ICANN until three months after the end of the month to which the report relates."

Information is organized as follows:

1.	Accredited Registrar Status.....	3
	Table 1 – Accredited Registrar Status –November 2002.....	3
2.	Service Level Agreement Performance.....	3
	Table 2 – Service Level Agreement Performance –November 2002 .....	3
3.	TLD Zone File Access Activity .....	4
	Table 3 – gTLD Zone File Access Activity November 2002 .....	4
4.	Completed SRS Software Releases.....	4
	Table 4 – Completed Shared Registration System Releases .....	4
5.	Domain Names Under Sponsorship – Per Registrar .....	5
6.	Name Servers Registered – Per Registrar .....	5
7.	Domain Names Registered by Registry Operator .....	5
8.	Whois Service Activity .....	6
	Table 5 – Total Monthly “Whois” Queries (millions).....	6
9.	Monthly Growth Trends.....	6
	Table 6 – Total Monthly Domain Name Transaction Trend by Category (millions).....	7
	Table 7 –Total Monthly Name Server Transactions by Category (millions) .....	7
10.	Total Number of Transactions by Subcategory by Month.....	8
	Table 8 – Total Monthly Domain Name Write Transactions by Subcategory (millions) 8	
	Table 9 - Total Monthly Name Server Write Transactions by Subcategory (millions)....	8
11.	Average Daily Transaction Range (In Millions).....	9
	Figure 1 – Average Daily Transaction Range.....	9
12.	TLD Geographical Registrations Distribution .....	9
13.	Other Information.....	9
	Table 10 – Total Monthly Transactions by Category (In Millions).....	9
	Figure 2 – Total Transactions by Month (In millions) .....	10
	Figure 3 – TLD Registrations Distribution –November 30, 2002 .....	11

## VeriSign Registry Monthly Report –November, 2002

### 1. Accredited Registrar Status

**Table 1** displays the current number and status of the ICANN accredited registrars. The registrars are grouped into three categories:

1. **Operational Registrars:** Those who have authorized access into the Shared Registration System (SRS) for processing domain name registrations.
2. **Registrars In The Ramp-Up Period:** Those who have received a password to access the Registry operational test and evaluation (OT&E) environment. The OT&E environment is provided to allow registrars to develop and test their systems with the SRS.
3. **Registrars In The Pre-Ramp-Up Period:** Those who have been sent a welcome letter from the VeriSign Registry but have not yet executed the Registry Confidentiality Agreement and/or have not yet submitted a completed Registrar Information Sheet. In most cases registrars are sent welcome letters via overnight express mail on the same day accreditation notification is received from ICANN.

**Table 1 – Accredited Registrar Status –November 2002**

Status	# of Registrars
Operational Registrars	115
Registrars In Ramp-Up Period	38
Registrars In Pre-Ramp-Up Period	28
<b>Total</b>	<b>181</b>

### 2. Service Level Agreement Performance

**Table 2** compares Service Level Agreement (SLA) Requirements with Actual Performance for the reporting month. As required by the ICANN/VeriSign Registry Agreements (Section 21 for .com; Section 3.3 for .net and .org), the VeriSign Registry is committed to provide service levels as specified in Appendix D of the agreements and to comply with the requirements of the SLA in Appendix E of the agreements. The SLA is incorporated into the VeriSign Registry Registrar Agreement that is executed with all operational registrars. **Note:** *The SLA permits two 12-hour windows per year to perform major upgrades.*

**Table 2 – Service Level Agreement Performance –November 2002**

Metric	SLA Requirement	Actual Performance
Total outage	8 hours	<b>3 hours 02 minutes</b>
Unplanned outage	4 hours	<b>0 hours 00 minutes</b>
Check domain average	3 seconds	<b>.01 seconds</b>
Add domain average	5 seconds	<b>.01 seconds</b>

## VeriSign Registry Monthly Report –November, 2002

### 3. TLD Zone File Access Activity

**Table 3** summarizes the zone file access activity for the current reporting month. As required by the ICANN/VeriSign Registry Agreements (Section 21 for .com; Section 3.9 for .net and .org), the VeriSign Registry provides third parties bulk access to the zone files for the .com, .net, and .org TLDs.

**Table 3 – gTLD Zone File Access Activity November 2002**

Zone file access passwords previous month	736
New zone file access passwords	16
Total zone file access approvals end of reporting month	<b>752</b>

### 4. Completed SRS Software Releases

As required by the ICANN/VeriSign Registry Agreements (Section 21 for .com; Section 3.9 for .net and .org), **Table 4** shows significant releases that have occurred since January 2001. The VeriSign Registry Shared Registration System (SRS) is continually being improved to better meet the needs of accredited registrars.

**Table 4 – Completed Shared Registration System Releases**

Release Name	Features	Target Date	Complete Date
Multilingual	Start of resolution stage, phase 1.	Dec 00	15 Jan 01
Fairfax 1	Improvements in data integrity and serviceability	Mid February	24 Feb 01
Multilingual	Addition of code points to support European languages	26 Feb 01	26 Feb 01
Multilingual	Start of resolution phase 2	Mid March	19 April 01
Multilingual	Addition of code points to support Southeast Asian and Indian languages	Late March	19 April 01
Multilingual	Addition of code points to support Middle Eastern languages	Apr 01	19 April 01
Nile	User feature improvements including universal blocking required by the new agreements.	28 Sep 01	28 Sep 01
Escrow	Data escrow enhancements	31 Oct 01	14 Dec 01
Core Release 4.0	User features required by the new agreements to include global user id, bulk transfer from one registrar to many.	19 Jan 2002	19 Jan 2002
Core Release 4.1	Support of IPv.6, exclusion of orphan A records from gTLD zones, and minor enhancements for performance	18 Jun 2002	18 Jun 2002

## VeriSign Registry Monthly Report –November, 2002

Release Name	Features	Target Date	Complete Date
Core Release 5.0	Migration of CSR/Registrar Tool from Dynamo to Weblogic, merge ASCII and IDN RRP application servers, restrict registration of name servers with invalid TLDs.	28 Sep 2002	28 Sep 2002
Core Release 5.1	Add ability to Restore a domain; Sync expiration dates; addition of 3 new statuses – redemption period, pending restore, and pending delete; modifications to the CSR/Registrar tools and WhoIs.	25 Jan 2003	

### 5. Domain Names Under Sponsorship – Per Registrar

This data will be provided under separate cover.

### 6. Name Servers Registered – Per Registrar

This data will be provided under separate cover.

### 7. Domain Names Registered by Registry Operator

Per the requirements of the .com registry agreement Section 24.B and the .net/.org registry agreements Section 3.6.2, as of 30 June 2002, the following names should be in Appendix X:

THE-VERISIGN-COM-NET-REGISTRY.COM  
THE-VERISIGN-COM-NET-REGISTRY.NET  
THE-VERISIGN-COM-NET-REGISTRY.ORG  
THE-VERISIGN-REGISTRY.COM  
THE-VERISIGN-REGISTRY.NET  
THE-VERISIGN-REGISTRY.ORG  
THEVERISIGNREGISTRY.COM  
THEVERISIGNREGISTRY.NET  
THEVERISIGNREGISTRY.ORG  
VCNR.COM  
VCNR.NET  
VCNR.ORG  
VERISIGN-COM-NET-REGISTRY.COM  
VERISIGN-COM-NET-REGISTRY.NET  
VERISIGN-COM-NET-REGISTRY.ORG  
VERISIGNCNR.COM  
VERISIGNCNR.NET  
VERISIGNCNR.ORG  
VRSN-CNR.COM  
VRSN-CNR.NET  
VRSN-CNR.ORG  
VRSN-COM-NET-REGISTRY.COM  
VRSN-COM-NET-REGISTRY.NET  
VRSN-COM-NET-REGISTRY.ORG

## VeriSign Registry Monthly Report –November, 2002

VRSNCNR.COM  
VRSNCNR.NET  
VRSNCNR.ORG  
VRSNCOMNETREGISTRY.COM  
VRSNCOMNETREGISTRY.NET  
VRSNCOMNETREGISTRY.ORG

### 8. Whois Service Activity

Table 5 – Total Monthly “Whois” Queries (millions)

	Total Queries	Peak	Avg
Aug-01	595.8	22.4	19.2
Sep-01	519.2	23.3	17.3
Oct-01	478.7	21.4	15.4
Nov-01	460.1	27.1	15.3
Dec-01	739.0	29.3	23.8
Jan-02	740.3	39.8	23.9
Feb-02	701.4	33.2	25.0
Mar-02	731.6	37.9	23.6
Apr-02	735.4	41.4	24.5
May-02	651.7	34.6	21.0
Jun-02	607.9	29.0	20.3
Jul-02	633.6	28.5	20.4
Aug-02	686.8	34.4	22.2
Sep-02	651.2	33.0	21.7
Oct-02	769.0	34.9	24.8
Nov-02	686.8	34.4	22.2

### 9. Monthly Growth Trends

There are three main categories of monthly transactions executed by registrars via the Registry Registrar Protocol (RRP) with the Shared Registration System (SRS):

1. **Query** – This category includes the following transactions: query a domain and query a server.
2. **Write** – This category includes the following transactions: adding a new domain, deleting a domain, modifying a domain name record, renewing a domain, transferring a domain, adding a server, deleting a server and modifying a server record.
3. **Check** – This category includes the following transactions: check a domain and check a server.

Table 6 shows the number of domain name transactions for each of these categories.

## VeriSign Registry Monthly Report –November, 2002

Table 7 shows the number of name server transactions for each of these categories.

**Table 6 – Total Monthly Domain Name Transaction Trend by Category (millions)**

	Total	Query	%	Write	%	Check	%
Aug-01	1,410.9	32.7	2.3%	67.2	4.8%	1,311.1	92.9%
Sep-01	2,607.0	27.2	1.0%	69.0	2.6%	2,510.8	96.3%
Oct-01	2,524.8	26.6	1.1%	57.9	2.3%	2,440.4	96.7%
Nov-01	3,627.0	27.8	0.8%	210.3	5.8%	3,388.9	93.4%
Dec-01	4,069.9	42.8	1.1%	428.5	10.5%	3,598.5	88.4%
Jan-02	3,478.5	39.8	1.1%	439.5	12.6%	2,999.2	86.2%
Feb-02	3,191.9	37.6	1.2%	345.7	10.8%	2,808.6	88.0%
Mar-02	2,936.9	33.1	1.1%	774.7	26.4%	2,129.1	72.5%
Apr-02	1,685.5	33.3	2.0%	562.0	33.3%	1,090.3	64.7%
May-02	5,154.4	37.1	0.7%	1795.3	34.8%	3,322.0	64.4%
Jun-02	3,236.2	23.7	0.7%	1211.0	37.4%	2,001.5	61.8%
Jul-02	2,680.9	26.6	1.0%	1805.2	67.3%	849.1	31.7%
Aug-02	1,661.1	34.5	2.1%	1225.4	73.8%	401.1	24.2%
Sep-02	3,044.4	32.4	1.1%	2533.8	83.2%	478.2	15.7%
Oct-02	4,718.9	31.8	0.7%	4070.5	86.3%	616.6	13.1%
Nov-02	4,953.5	35.6	0.7%	4324.4	87.3%	593.5	12.0%

**Table 7 –Total Monthly Name Server Transactions by Category (millions)**

	Total	Query	%	Write	%	Check	%
Aug-01	9.8	3.5	35.6%	0.9	9.1%	5.4	55.3%
Sep-01	9.8	3.0	31.1%	0.7	6.7%	6.1	62.1%
Oct-01	20.6	12.3	59.6%	0.8	3.7%	7.6	36.7%
Nov-01	32.6	12.7	38.9%	0.6	1.9%	19.3	59.2%
Dec-01	26.7	11.4	42.6%	0.5	1.9%	14.8	55.5%
Jan-02	28.4	14.7	52.0%	0.6	2.0%	13.0	46.0%
Feb-02	20.4	12.3	60.2%	0.5	2.4%	7.6	37.4%
Mar-02	23.1	13.7	59.2%	0.2	1.1%	9.2	39.7%
Apr-02	24.4	13.2	54.0%	0.2	0.8%	11.0	45.2%
May-02	22.7	12.8	56.4%	0.2	0.9%	9.7	42.7%
Jun-02	19.4	11.6	59.6%	0.2	1.2%	7.6	39.2%
Jul-02	20.9	11.9	57.2%	0.3	1.6%	8.6	41.2%
Aug-02	19.1	11.4	59.7%	0.2	1.1%	7.5	39.2%
Sep-02	18.4	11.4	61.8%	0.1	0.7%	6.9	37.4%
Oct-02	20.5	12.0	58.9%	0.2	0.8%	8.3	40.4%
Nov-02	20.8	13.5	65.0%	0.2	0.8%	7.1	34.2%

## 10. Total Number of Transactions by Subcategory by Month

Table 8 shows the number of domain name ‘write’ transactions. Table 9 shows the number of name server ‘write’ transactions.

**Table 8 – Total Monthly Domain Name Write Transactions by Subcategory (millions)**

	Total	Add	Delete	Modify	Renew	Transfer
Aug-01	67.2	60.8	1.1	4.1	0.7	0.5
Sep-01	69.0	63.3	1.3	3.4	0.5	0.5
Oct-01	57.9	51.6	1.2	4.0	0.5	0.5
Nov-01	210.3	203.3	1.7	4.3	0.5	0.5
Dec-01	428.5	419.5	1.6	6.3	0.5	0.6
Jan-02	439.5	428.6	1.1	8.2	0.7	0.8
Feb-02	345.7	333.4	1.6	9.4	0.7	0.6
Mar-02	774.7	762.7	3.2	7.5	0.7	0.6
Apr-02	562.0	550.7	3.1	7.0	0.6	0.6
May-02	1795.3	1783.8	2.2	7.8	0.6	0.9
Jun-02	1211.0	1202.9	1.4	5.5	0.5	0.6
Jul-02	1805.2	1797.3	1.1	5.5	0.5	0.8
Aug-02	1225.4	1213.1	1.2	9.7	0.5	0.9
Sep-02	2533.8	2526.1	0.9	5.2	0.6	1.0
Oct-02	4070.5	4060.1	1.0	7.6	0.5	1.3
Nov-02	4324.4	4312.4	0.9	9.4	0.6	1.2

**Table 9 - Total Monthly Name Server Write Transactions by Subcategory (millions)**

	Total	Add	Delete	Modify
Aug-01	0.89	0.84	0.01	0.03
Sep-01	0.66	0.59	0.05	0.02
Oct-01	0.77	0.69	0.05	0.03
Nov-01	0.62	0.56	0.02	0.04
Dec-01	0.50	0.44	0.02	0.04
Jan-02	0.57	0.52	0.01	0.04
Feb-02	0.49	0.45	0.01	0.03
Mar-02	0.25	0.17	0.05	0.03
Apr-02	0.18	0.14	0.02	0.03
May-02	0.21	0.15	0.03	0.03
Jun-02	0.23	0.11	0.08	0.03
Jul-02	0.34	0.08	0.21	0.04
Aug-02	0.20	0.08	0.05	0.07
Sep-02	0.14	0.08	0.03	0.03



## VeriSign Registry Monthly Report –November, 2002

	Total	Add	Delete	Modify
Oct-02	0.15	0.09	0.03	0.03
Nov-02	0.17	0.11	0.03	0.03

### 11. Average Daily Transaction Range (In Millions)

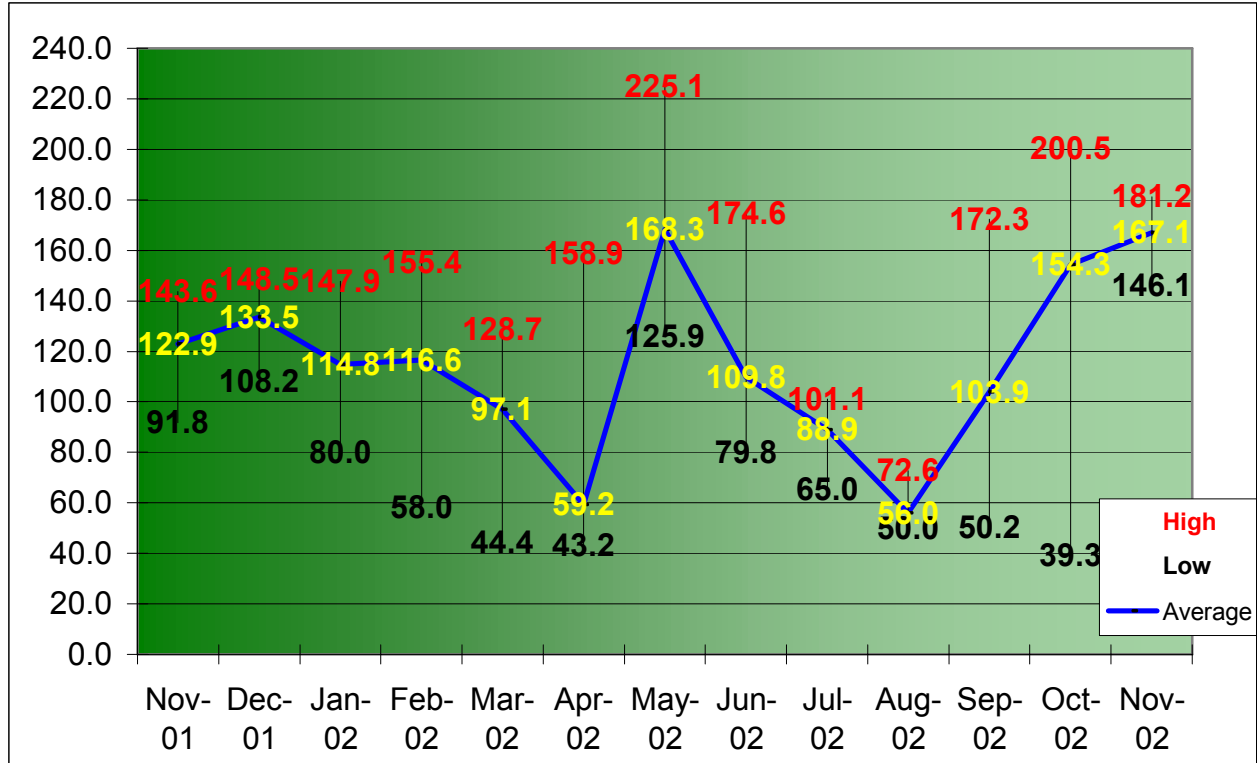


Figure 1 – Average Daily Transaction Range

### 12. TLD Geographical Registrations Distribution

The VeriSign Registry does not have registrant contact information.

### 13. Other Information

The following information is not required in the ICANN/VeriSign Registry Agreements but is provided as a continuation of data that was provided in monthly reports prior to the effective dates of the current agreements.

Table 10 shows the trend of total monthly transactions (domain names and name servers) for the .com, .net and .org TLDs.

Table 10 – Total Monthly Transactions by Category (In Millions)

	Total	Query	%	Write	%	Check	%
Aug-01	1,420.7	36.2	2.5%	68.1	4.8%	1,316.5	92.7%

## VeriSign Registry Monthly Report –November, 2002

	Total	Query	%	Write	%	Check	%
Sep-01	2,616.8	30.2	1.2%	69.7	2.7%	2,516.9	96.2%
Oct-01	2,545.4	38.9	1.5%	58.6	2.3%	2,447.9	96.2%
Nov-01	3,659.6	40.5	1.1%	210.9	5.8%	3,408.3	93.1%
Dec-01	4,096.6	54.2	1.3%	429.0	10.5%	3,613.3	88.2%
Jan-02	3,506.8	54.5	1.6%	440.1	12.5%	3,012.2	85.9%
Feb-02	3,212.2	49.8	1.6%	346.2	10.8%	2,816.2	87.7%
Mar-02	2,960.0	46.8	1.6%	775.0	26.2%	2,138.2	72.2%
Apr-02	1,709.9	46.4	2.7%	562.2	32.9%	1,101.3	64.4%
May-02	5,177.0	49.9	1.0%	1795.5	34.7%	3,331.7	64.4%
Jun-02	3,255.6	35.3	1.1%	1211.3	37.2%	2,009.1	61.7%
Jul-02	2,701.7	38.5	1.4%	1805.5	66.8%	857.7	31.7%
Aug-02	1,680.1	45.9	2.7%	1225.6	72.9%	408.6	24.3%
Sep-02	3,062.7	43.8	1.4%	2533.9	82.7%	485.1	15.8%
Oct-02	4,739.3	43.8	0.9%	4070.7	85.9%	624.9	13.2%
Nov-02	4,974.3	49.1	1.0%	4324.6	86.9%	600.6	12.1%

Figure 2 displays the monthly growth trend in total Registry transactions (domain names and name servers) in millions for the .com, .net and .org TLDs.

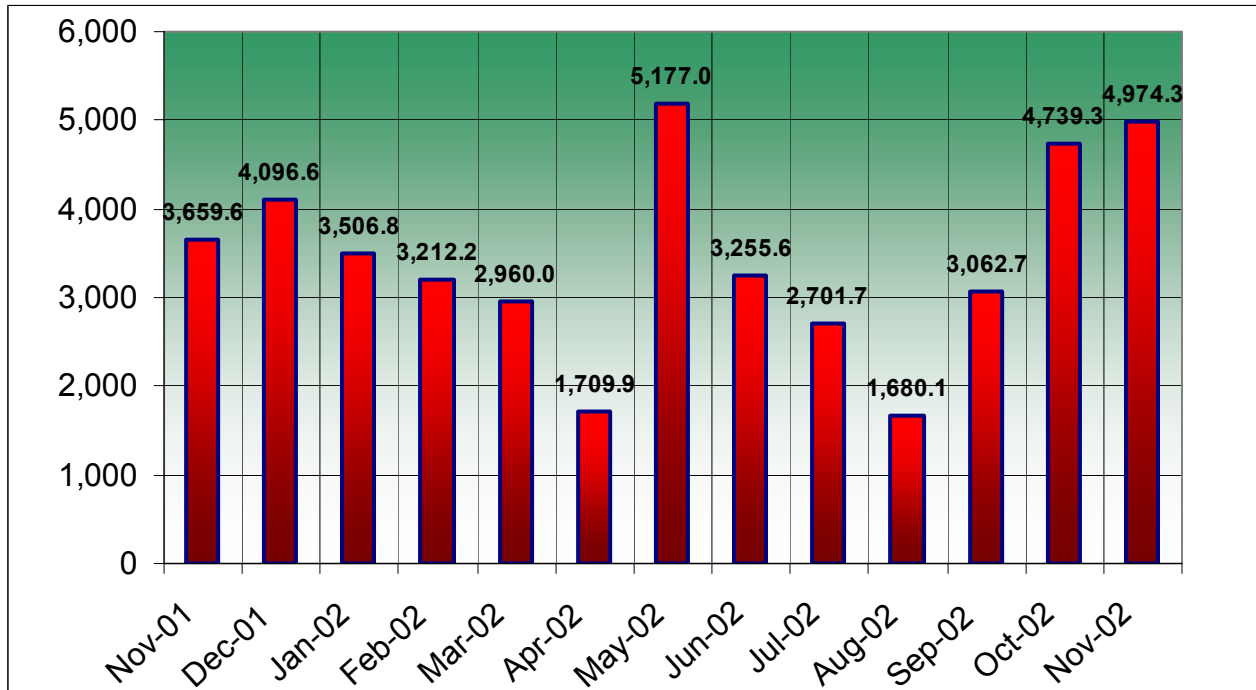
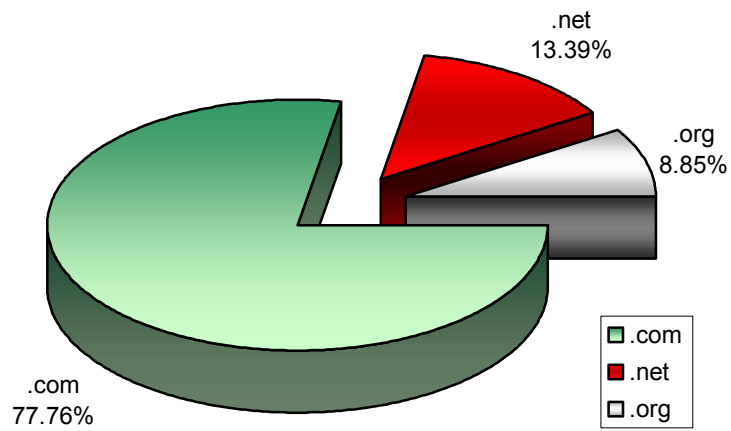


Figure 2 – Total Transactions by Month (In millions)

## VeriSign Registry Monthly Report –November, 2002

**Figure 3** shows the percent of second-level domain names registered in each of the .com, .net and .org gTLDs as of the end of the current reporting month.



**Figure 3 – TLD Registrations Distribution –November 30, 2002**

The following information is provided as required by the ICANN/VeriSign Registry Agreements (.com, Section 8; .net and .org, Section 3.15; and requirements 5 and 6 in Appendix T for all three agreements). As stated in Appendix T, the following informatio

**Total Registrations in the VeriSign Registry Database and Name Server Count as of November 30, 2002**

<b>REGISTRAR</b>	<b>COM</b>	<b>NET</b>	<b>ORG</b>	<b>Total Domain Names</b>	<b>Name Servers</b>
007Names, Inc.	1,703	267	182	<b>2,152</b>	61
1 Domain Names International, Inc. d/b/a 1dni.com	1,891	294	189	<b>2,374</b>	88
1 eNameCo.	14,151	2,890	2,612	<b>19,653</b>	606
123 Easy Domain Names dba Signature Domains	16,829	6,525	3,820	<b>27,174</b>	398
123 Registration, Inc.	3,290	743	527	<b>4,560</b>	120
1stDomain.net, division of G+D International LLC	9,913	2,191	1,518	<b>13,622</b>	1,265
A Technology Company, Inc. d/b/a namesystem.com	3,161	405	282	<b>3,848</b>	59
Abacus America, Inc. dba Names4Ever	98,963	16,066	11,145	<b>126,174</b>	2,805
Active ISP ASA	53,189	9,589	5,545	<b>68,323</b>	220
Address Creation	8,394	1,003	880	<b>10,277</b>	299
Alices Registry, Inc.	117	37	38	<b>192</b>	13
All West Communications, Inc. d/b/a AW Registry	25,991	4,599	2,668	<b>33,258</b>	1,744
Alldomains.com Inc.	90,902	12,260	7,793	<b>110,955</b>	1,837
AllGlobalNames S.A.	188	132	113	<b>433</b>	13
America Online, Inc. dba AOL and/or CompuServe-AOL	3,979	1,398	1,088	<b>6,465</b>	78
Arsys Internet, S.L. d/b/a soloregistros.com	6,906	1,209	891	<b>9,006</b>	26
Ascio Technologies, Inc.	81,868	21,295	12,294	<b>115,457</b>	747
BB Online UK Ltd	9,547	1,865	1,177	<b>12,589</b>	228
Blueberry Hill Comm., Inc. dba 4Domains.com	5,894	918	657	<b>7,469</b>	165
BookMyName SAS	8,537	1,464	1,006	<b>11,007</b>	146
BulkRegister.com, Inc.	1,053,939	166,205	103,701	<b>1,323,845</b>	28,360
Capital Networks Pty LTD	48,736	6,855	3,409	<b>59,000</b>	1,825
Catalog.com, Inc.	28,218	3,567	3,477	<b>35,262</b>	234
CommuniGal Communications Ltd	2,660	79	32	<b>2,771</b>	2
Computer Services Langenbach GmbH dba joker.com	330,782	74,497	39,511	<b>444,790</b>	8,637
ComputerDataNetworks dba shop4domain/netonedomains	6,701	288	171	<b>7,160</b>	41
CORE Internet Council of Registrars	368,944	84,475	50,291	<b>503,710</b>	11,011
Corporate Domains, Inc.	2,151	702	495	<b>3,348</b>	69
Cronon AG Berlin, Niederlassung Regensburg	40,998	14,589	8,607	<b>64,194</b>	1,277

The following information is provided as required by the ICANN/VeriSign Registry Agreements (.com, Section 8; .net and .org, Section 3.15; and requirements 5 and 6 in Appendix T for all three agreements). As stated in Appendix T, the following informatio

### Total Registrations in the VeriSign Registry Database and Name Server Count as of November 30, 2002

<b>REGISTRAR</b>	<b>COM</b>	<b>NET</b>	<b>ORG</b>	<b>Total Domain Names</b>	<b>Name Servers</b>
Deutsche Telekom AG	6,209	1,797	1,700	<b>9,706</b>	111
Direct Information Pvt. Ltd., dba Directl.com	25,732	3,105	2,517	<b>31,354</b>	1,548
Dodora Unified Communications, Inc.	7	1	1	<b>9</b>	2
Domain Bank, Inc.	148,290	22,636	14,092	<b>185,018</b>	2,697
Domain Registration Services	30,526	4,155	3,549	<b>38,230</b>	1,774
Domain The Net Technologies Ltd.	2		2	<b>4</b>	0
DomainDiscover	317,331	64,720	38,025	<b>420,076</b>	6,498
Domaininfo AB d/b/a domaininfo.com	21,182	5,273	3,628	<b>30,083</b>	2,817
DomainName, Inc.	2,017	303	181	<b>2,501</b>	3
DomainPeople, Inc.	107,797	16,215	10,511	<b>134,523</b>	6,804
DomainRegistry.com, Inc.	8,435	1,298	1,306	<b>11,039</b>	397
Domainsite.com, Inc.	16,917	2,978	2,127	<b>22,022</b>	210
DomainZoo.com, Inc.	6,572	1,490	947	<b>9,009</b>	123
DomReg Ltd.	6,420	2		<b>6,422</b>	28
Dotster, Inc.	462,228	78,042	55,737	<b>596,007</b>	25,371
Eastern Communications Co., Ltd.	7,226	883	331	<b>8,440</b>	207
Easyspace LTD	122,269	21,386	11,625	<b>155,280</b>	2,502
eMarkmonitor Inc. dba Markmonitor	5,873	1,343	1,280	<b>8,496</b>	114
EnCirca Inc	547	69	39	<b>655</b>	11
EnetRegistry.com Corporation	375	68	34	<b>477</b>	36
eNom, Inc.	1,149,008	159,544	93,379	<b>1,401,931</b>	31,164
EPAG Enter-Price Multimedia AG	46,584	20,382	12,685	<b>79,651</b>	325
Fabulous.com Pty Ltd.	102,725	961	618	<b>104,304</b>	56
G.K. Group, L.L.C.	74,806	13,547	9,376	<b>97,729</b>	3,877
Gabia, Inc.	128,410	29,293	9,791	<b>167,494</b>	11,908
GANDI	251,418	61,310	47,521	<b>360,249</b>	15,539
Global Media Online, Inc	178,951	39,365	13,340	<b>231,656</b>	21,807
Globedom Datenkommunikations GmbH	3,561	1,048	503	<b>5,112</b>	341
Go Daddy Software, Inc.	1,112,817	189,150	120,262	<b>1,422,229</b>	41,033
HANGANG Systems, Inc. d/b/a doregi.com	82,050	20,446	5,208	<b>107,704</b>	7,313
I.D.R. Internet Domain Registry Ltd.	3,177	162	162	<b>3,501</b>	60
iHoldings.com, Inc. d/b/a Dotregistrar.com	529,548	68,612	31,676	<b>629,836</b>	6,565
Innerwise, Inc. d/b/a ItsYourDomain.com	280,035	38,883	23,022	<b>341,940</b>	5,639

The following information is provided as required by the ICANN/VeriSign Registry Agreements (.com, Section 8; .net and .org, Section 3.15; and requirements 5 and 6 in Appendix T for all three agreements). As stated in Appendix T, the following informatio

### Total Registrations in the VeriSign Registry Database and Name Server Count as of November 30, 2002

REGISTRAR	COM	NET	ORG	Total Domain Names	Name Servers
InterAccess Co.	1,639	382	388	2,409	36
Interactive Telecom Network, Inc.	2,190	252	26	2,468	8
Intercosmos Media Group, Inc. d/b/a directNIC.com	581,612	76,467	46,234	704,313	17,570
Interdomain, S.A.	29,301	4,624	2,786	36,711	616
Internetters Limited	4,392	193	80	4,665	9
Key-Systems GmbH	20,884	5,270	3,004	29,158	1,437
Korea Information Certificate Authority Inc dba DomainCA.com	2,729	469	113	3,311	76
Melbourne IT, Ltd. d/b/a Internet Names Worldwide	1,296,328	215,388	130,292	1,642,008	14,141
Mobilcom City Line GmbH dba topnet AG	58	50	19	127	8
Moniker Online Services, Inc.	26,218	2,907	1,331	30,456	141
NAMEBAY	33,220	6,450	4,013	43,683	1,087
NameEngine, Inc.	6,828	1,730	1,335	9,893	129
NameScout Corp	31,102	5,114	3,822	40,038	846
NamesDirect.Com, Inc.	100,259	18,446	12,494	131,199	2,418
NameSecure.com	97,997	16,332	13,661	127,990	1,245
NameTree, Inc.	15		1	16	0
Netbenefit PLC aka NetNames	27,647	7,084	5,285	40,016	147
Neteka, Inc. dba namesbeyond.com	3,979	578	353	4,910	86
Netpia.com, Inc.	92,621	18,735	5,708	117,064	3,841
Network Solutions, Inc.	6,733,050	1,130,689	925,718	8,789,457	350,056
Nominalia Internet S.L.	1,749	396	283	2,428	321
NORDNET	67,703	4,514	3,413	75,630	184
Omnis Network, LLC	10,401	1,434	1,205	13,040	610
OnlineNIC, Inc.	311,573	45,297	16,976	373,846	4,367
OVH	10,639	2,829	1,732	15,200	941
pairNIC	11,952	1,937	2,256	16,145	544
Parava Networks Inc dba RegistrareYa.com nAAme.com	30,717	5,443	3,098	39,258	1,005
pAsia, Inc.	2,994	626	265	3,885	253
Primus Telco Pty Ltd dba PrimusDomain/PlanetDomain	16,588	3,081	1,749	21,418	1,404
PSI-Japan, Inc.	27,444	5,149	1,861	34,454	4,683
R&K GlobalBusinessServices,Inc. dba 000Domains.com	499	73	31	603	9
register.com, Inc.	2,281,815	385,404	255,362	2,922,581	78,980
Register.it SPA	11,773	2,782	1,777	16,332	86

The following information is provided as required by the ICANN/VeriSign Registry Agreements (.com, Section 8; .net and .org, Section 3.15; and requirements 5 and 6 in Appendix T for all three agreements). As stated in Appendix T, the following informatio

### Total Registrations in the VeriSign Registry Database and Name Server Count as of November 30, 2002

REGISTRAR	COM	NET	ORG	Total Domain Names	Name Servers
Registration Technologies, Inc.	19,933	7,389	3,915	31,237	56
SafeNames Ltd	345	62	39	446	8
Schlund+Partner AG	393,476	137,351	73,253	604,080	1,759
Secura GmbH	3,615	1,030	712	5,357	145
Stargate Communications, Inc.	152,548	26,350	15,093	193,991	5,667
The Name It Corporation dba aitdomains.com	73,619	10,593	7,454	91,666	2,434
The Registry at Info Avenue d/b/a IA Registry	99,418	6,160	4,959	110,537	350
TLDs, Inc. dba SRSplus	42,594	9,042	4,858	56,494	1,565
Today and Tomorrow Co. Ltd.	4,067	1,233	219	5,519	286
TotalRegistrations	32,509	6,552	3,060	42,121	1,129
Transpac	21,875	3,034	2,136	27,045	485
Tucows, Inc.	2,451,359	424,857	268,665	3,144,881	77,760
Universal Registration Services, Inc.	3,958	1,129	671	5,758	1
Venture.co, Inc. dba DomainCity	284	24	2	310	9
Verisign Global Registry Services	10	10	10	30	10
Virtual Internet Plc.	1,604	307	164	2,075	9
Wild West Domains, Inc.	42,995	6,392	3,706	53,093	1,448
Wooho T&C Co., Ltd. d/b/a rgnames.com	2,869	806	166	3,841	284
Xin Net Corp.	145,392	23,399	4,726	173,517	6,707
YesNIC Co. Ltd.	177,191	40,752	9,477	227,420	20,511
<b>TOTALS</b>	<b>23,115,164</b>	<b>3,981,471</b>	<b>2,629,250</b>	<b>29,725,885</b>	<b>867,161</b>