



Registry Operator's MONTHLY REPORT

June 2002

Prepared: July 16, 2002

**VeriSign Global Registry Services
21345 Ridgetop Circle
Dulles, VA 20166-6503**

VeriSign Registry Monthly Report – June, 2002

As required by the ICANN/VeriSign Registry Agreements (Section 8 for .com; Section 3.15 for .net and .org), this report provides an overview of VeriSign Registry activity through the end of the reporting month. The information is primarily presented in table and chart format with text explanations as deemed necessary. The information is provided in the order as listed in **Appendix T** of the Registry Agreements. Pursuant to the agreements, "...items 5 - 12 shall be kept confidential by ICANN until three months after the end of the month to which the report relates."

Information is organized as follows:

1.	Accredited Registrar Status.....	3
	Table 1 – Accredited Registrar Status – June 2002	3
2.	Service Level Agreement Performance.....	3
	Table 2 – Service Level Agreement Performance –June 2002.....	3
3.	TLD Zone File Access Activity	4
	Table 3 – gTLD Zone File Access Activity June 2002	4
4.	Completed SRS Software Releases.....	4
	Table 4 – Completed Shared Registration System Releases	4
5.	Domain Names Under Sponsorship – Per Registrar	5
6.	Name Servers Registered – Per Registrar	5
7.	Domain Names Registered by Registry Operator	5
8.	Whois Service Activity	6
	Table 5 – Total Monthly “Whois” Queries (millions).....	6
9.	Monthly Growth Trends.....	6
	Table 6 – Total Monthly Domain Name Transaction Trend by Category (millions).....	6
	Table 7 –Total Monthly Name Server Transactions by Category (millions)	7
10.	Total Number of Transactions by Subcategory by Month	7
	Table 8 – Total Monthly Domain Name Write Transactions by Subcategory (millions) 7	
	Table 9 - Total Monthly Name Server Write Transactions by Subcategory (millions)....	8
11.	Average Daily Transaction Range (In Millions).....	9
	Figure 1 – Average Daily Transaction Range.....	9
12.	TLD Geographical Registrations Distribution	9
13.	Other Information.....	9
	Table 10 – Total Monthly Transactions by Category (In Millions).....	9
	Figure 2 – Total Transactions by Month (In millions)	10
	Figure 3 – TLD Registrations Distribution – June 30, 2002.....	11

VeriSign Registry Monthly Report – June, 2002

1. Accredited Registrar Status

Table 1 displays the current number and status of the ICANN accredited registrars. The registrars are grouped into three categories:

1. **Operational Registrars:** Those who have authorized access into the Shared Registration System (SRS) for processing domain name registrations.
2. **Registrars In The Ramp-Up Period:** Those who have received a password to access the Registry operational test and evaluation (OT&E) environment. The OT&E environment is provided to allow registrars to develop and test their systems with the SRS.
3. **Registrars In The Pre-Ramp-Up Period:** Those who have been sent a welcome letter from the VeriSign Registry but have not yet executed the Registry Confidentiality Agreement and/or have not yet submitted a completed Registrar Information Sheet. In most cases registrars are sent welcome letters via overnight express mail on the same day accreditation notification is received from ICANN.

Table 1 – Accredited Registrar Status – June 2002

Status	# of Registrars
Operational Registrars	105
Registrars In Ramp-Up Period	45
Registrars In Pre-Ramp-Up Period	30
Total	180

2. Service Level Agreement Performance

Table 2 compares Service Level Agreement (SLA) Requirements with Actual Performance for the reporting month. As required by the ICANN/VeriSign Registry Agreements (Section 21 for .com; Section 3.3 for .net and .org), the VeriSign Registry is committed to provide service levels as specified in Appendix D of the agreements and to comply with the requirements of the SLA in Appendix E of the agreements. The SLA is incorporated into the VeriSign Registry Registrar Agreement that is executed with all operational registrars. **Note:** *The SLA permits two 12-hour windows per year to perform major upgrades.*

Table 2 – Service Level Agreement Performance –June 2002

Metric	SLA Requirement	Actual Performance
Total outage	8 hours	3 hours 12 minutes
Unplanned outage	4 hours	0 hours 00 minutes
Check domain average	3 seconds	.01 seconds
Add domain average	5 seconds	.01 seconds

VeriSign Registry Monthly Report – June, 2002

3. TLD Zone File Access Activity

Table 3 summarizes the zone file access activity for the current reporting month. As required by the ICANN/VeriSign Registry Agreements (Section 21 for .com; Section 3.9 for .net and .org), the VeriSign Registry provides third parties bulk access to the zone files for the .com, .net, and .org TLDs.

Table 3 – gTLD Zone File Access Activity June 2002

Zone file access passwords previous month	631
New zone file access passwords	29
Total zone file access approvals end of reporting month	660

4. Completed SRS Software Releases

As required by the ICANN/VeriSign Registry Agreements (Section 21 for .com; Section 3.9 for .net and .org), **Table 4** shows significant releases that have occurred since January 2001. The VeriSign Registry Shared Registration System (SRS) is continually being improved to better meet the needs of accredited registrars.

Table 4 – Completed Shared Registration System Releases

Release Name	Features	Target Date	Complete Date
Multilingual	Start of resolution stage, phase 1.	Dec 00	15 Jan 01
Fairfax 1	Improvements in data integrity and serviceability	Mid February	24 Feb 01
Multilingual	Addition of code points to support European languages	26 Feb 01	26 Feb 01
Multilingual	Start of resolution phase 2	Mid March	19 April 01
Multilingual	Addition of code points to support Southeast Asian and Indian languages	Late March	19 April 01
Multilingual	Addition of code points to support Middle Eastern languages	Apr 01	19 April 01
Nile	User feature improvements including universal blocking required by the new agreements.	28 Sep 01	28 Sep 01
Escrow	Data escrow enhancements	31 Oct 01	14 Dec 01
Core Release 4.0	User features required by the new agreements to include global user id, bulk transfer from one registrar to many.	19 Jan 2002	19 Jan 2002
Core Release 4.1	Support of IPv.6, exclusion of orphan A records from gTLD zones, and minor enhancements for performance	18 Jun 2002	18 Jun 2002

VeriSign Registry Monthly Report – June, 2002

Release Name	Features	Target Date	Complete Date
Core Release 5.0	Updates and enhancements to the Registrar tool, and internal operational and diagnostic enhancements.	28 Sep 2002	

5. Domain Names Under Sponsorship – Per Registrar

This data will be provided under separate cover.

6. Name Servers Registered – Per Registrar

This data will be provided under separate cover.

7. Domain Names Registered by Registry Operator

Per the requirements of the .com registry agreement Section 24.B and the .net/.org registry agreements Section 3.6.2, as of 30 June 2002, the following names should be in Appendix X:

THE-VERISIGN-COM-NET-REGISTRY.COM
THE-VERISIGN-COM-NET-REGISTRY.NET
THE-VERISIGN-COM-NET-REGISTRY.ORG
THE-VERISIGN-REGISTRY.COM
THE-VERISIGN-REGISTRY.NET
THE-VERISIGN-REGISTRY.ORG
THEVERISIGNREGISTRY.COM
THEVERISIGNREGISTRY.NET
THEVERISIGNREGISTRY.ORG
VCNR.COM
VCNR.NET
VCNR.ORG
VERISIGN-COM-NET-REGISTRY.COM
VERISIGN-COM-NET-REGISTRY.NET
VERISIGN-COM-NET-REGISTRY.ORG
VERISIGNCNR.COM
VERISIGNCNR.NET
VERISIGNCNR.ORG
VRSN-CNR.COM
VRSN-CNR.NET
VRSN-CNR.ORG
VRSN-COM-NET-REGISTRY.COM
VRSN-COM-NET-REGISTRY.NET
VRSN-COM-NET-REGISTRY.ORG
VRSNCNR.COM
VRSNCNR.NET
VRSNCNR.ORG
VRSNCOMNETREGISTRY.COM
VRSNCOMNETREGISTRY.NET
VRSNCOMNETREGISTRY.ORG

8. Whois Service Activity

Table 5 – Total Monthly “Whois” Queries (millions)

	Total Queries	Peak	Avg
Jun-01	645.3	30.8	23.1
Jul-01	627.8	30.8	20.3
Aug-01	595.8	22.4	19.2
Sep-01	519.2	23.3	17.3
Oct-01	478.7	21.4	15.4
Nov-01	460.1	27.1	15.3
Dec-01	739.0	29.3	23.8
Jan-02	740.3	39.8	23.9
Feb-02	701.4	33.2	25.0
Mar-02	731.6	37.9	23.6
Apr-02	735.4	41.4	24.5
May-02	651.7	34.6	21.0
Jun-02	607.9	29.0	20.3

9. Monthly Growth Trends

There are three main categories of monthly transactions executed by registrars via the Registry Registrar Protocol (RRP) with the Shared Registration System (SRS):

1. **Query** – This category includes the following transactions: query a domain and query a server.
2. **Write** – This category includes the following transactions: adding a new domain, deleting a domain, modifying a domain name record, renewing a domain, transferring a domain, adding a server, deleting a server and modifying a server record.
3. **Check** – This category includes the following transactions: check a domain and check a server.

Table 6 shows the number of domain name transactions for each of these categories.

Table 7 shows the number of name server transactions for each of these categories.

Table 6 – Total Monthly Domain Name Transaction Trend by Category (millions)

	Total	Query	%	Write	%	Check	%
May-01	877.4	42.0	4.8%	7.3	0.8%	828.2	94.4%
Jun-01	1,202.4	36.5	3.0%	46.1	3.8%	1,119.8	93.1%
Jul-01	1,577.6	37.4	2.4%	36.6	2.3%	1,503.6	95.3%
Aug-01	1,410.9	32.7	2.3%	67.2	4.8%	1,311.1	92.9%

VeriSign Registry Monthly Report – June, 2002

	Total	Query	%	Write	%	Check	%
Sep-01	2,607.0	27.2	1.0%	69.0	2.6%	2,510.8	96.3%
Oct-01	2,524.8	26.6	1.1%	57.9	2.3%	2,440.4	96.7%
Nov-01	3,627.0	27.8	0.8%	210.3	5.8%	3,388.9	93.4%
Dec-01	4,069.9	42.8	1.1%	428.5	10.5%	3,598.5	88.4%
Jan-02	3,478.5	39.8	1.1%	439.5	12.6%	2,999.2	86.2%
Feb-02	3,191.9	37.6	1.2%	345.7	10.8%	2,808.6	88.0%
Mar-02	2,936.9	33.1	1.1%	774.7	26.4%	2,129.1	72.5%
Apr-02	1,685.5	33.3	2.0%	562.0	33.3%	1,090.3	64.7%
May-02	5,154.4	37.1	0.7%	1795.3	34.8%	3,322.0	64.4%
Jun-02	3,236.2	23.7	0.7%	1211.0	37.4%	2,001.5	61.8%

Table 7 – Total Monthly Name Server Transactions by Category (millions)

	Total	Query	%	Write	%	Check	%
May-01	9.0	3.0	33.3%	0.8	9.2%	5.2	57.6%
Jun-01	10.9	3.7	33.6%	0.8	7.8%	6.4	58.7%
Jul-01	12.0	5.0	41.4%	0.8	6.3%	6.3	52.3%
Aug-01	9.8	3.5	35.6%	0.9	9.1%	5.4	55.3%
Sep-01	9.8	3.0	31.1%	0.7	6.7%	6.1	62.1%
Oct-01	20.6	12.3	59.6%	0.8	3.7%	7.6	36.7%
Nov-01	32.6	12.7	38.9%	0.6	1.9%	19.3	59.2%
Dec-01	26.7	11.4	42.6%	0.5	1.9%	14.8	55.5%
Jan-02	28.4	14.7	52.0%	0.6	2.0%	13.0	46.0%
Feb-02	20.4	12.3	60.2%	0.5	2.4%	7.6	37.4%
Mar-02	23.1	13.7	59.2%	0.2	1.1%	9.2	39.7%
Apr-02	24.4	13.2	54.0%	0.2	0.8%	11.0	45.2%
May-02	22.7	12.8	56.4%	0.2	0.9%	9.7	42.7%
Jun-02	19.4	11.6	59.6%	0.2	1.2%	7.6	39.2%

10. Total Number of Transactions by Subcategory by Month

Table 8 shows the number of domain name ‘write’ transactions. **Table 9** shows the number of name server ‘write’ transactions.

Table 8 – Total Monthly Domain Name Write Transactions by Subcategory (millions)

	Total	Add	Delete	Modify	Renew	Transfer
May-01	7.3	2.2	0.7	3.4	0.4	0.5
Jun-01	46.1	39.2	1.3	4.0	0.7	0.9
Jul-01	36.6	30.6	1.0	3.8	0.6	0.6
Aug-01	67.2	60.8	1.1	4.1	0.7	0.5

VeriSign Registry Monthly Report – June, 2002

	Total	Add	Delete	Modify	Renew	Transfer
Sep-01	69.0	63.3	1.3	3.4	0.5	0.5
Oct-01	57.9	51.6	1.2	4.0	0.5	0.5
Nov-01	210.3	203.3	1.7	4.3	0.5	0.5
Dec-01	428.5	419.5	1.6	6.3	0.5	0.6
Jan-02	439.5	428.6	1.1	8.2	0.7	0.8
Feb-02	345.7	333.4	1.6	9.4	0.7	0.6
Mar-02	774.7	762.7	3.2	7.5	0.7	0.6
Apr-02	562.0	550.7	3.1	7.0	0.6	0.6
May-02	1795.3	1783.8	2.2	7.8	0.6	0.9
Jun-02	1211.0	1202.9	1.4	5.5	0.5	0.6

Table 9 - Total Monthly Name Server Write Transactions by Subcategory (millions)

	Total	Add	Delete	Modify
May-01	0.83	0.80	0.01	0.02
Jun-01	0.85	0.82	0.01	0.02
Jul-01	0.75	0.71	0.01	0.03
Aug-01	0.89	0.84	0.01	0.03
Sep-01	0.66	0.59	0.05	0.02
Oct-01	0.77	0.69	0.05	0.03
Nov-01	0.62	0.56	0.02	0.04
Dec-01	0.50	0.44	0.02	0.04
Jan-02	0.57	0.52	0.01	0.04
Feb-02	0.49	0.45	0.01	0.03
Mar-02	0.25	0.17	0.05	0.03
Apr-02	0.18	0.14	0.02	0.03
May-02	0.21	0.15	0.03	0.03
Jun-02	0.23	0.11	0.08	0.03

11. Average Daily Transaction Range (In Millions)

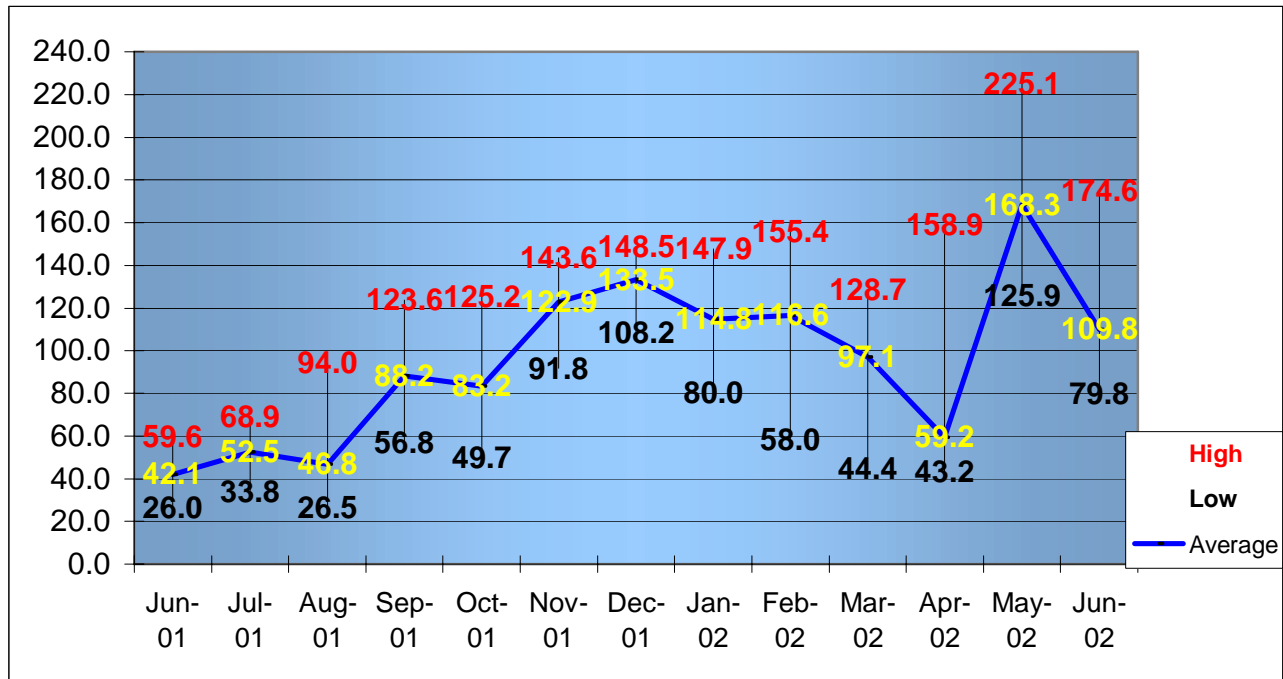


Figure 1 – Average Daily Transaction Range

12. TLD Geographical Registrations Distribution

The VeriSign Registry does not have registrant contact information.

13. Other Information

The following information is not required in the ICANN/VeriSign Registry Agreements but is provided as a continuation of data that was provided in monthly reports prior to the effective dates of the current agreements.

Table 10 shows the trend of total monthly transactions (domain names and name servers) for the .com, .net and .org TLDs.

Table 10 – Total Monthly Transactions by Category (In Millions)

	Total	Query	%	Write	%	Check	%
Mar-01	1,115.4	46.5	4.2%	9.8	0.9%	1,059.1	95.0%
Apr-01	899.6	34.0	3.8%	8.8	1.0%	856.8	95.2%
May-01	886.4	45.0	5.1%	8.1	0.9%	833.4	94.0%
Jun-01	1,213.3	40.1	3.3%	46.9	3.9%	1,126.2	92.8%
Jul-01	1,589.6	42.3	2.7%	37.4	2.4%	1,509.9	95.0%

VeriSign Registry Monthly Report – June, 2002

	Total	Query	%	Write	%	Check	%
Aug-01	1,420.7	36.2	2.5%	68.1	4.8%	1,316.5	92.7%
Sep-01	2,616.8	30.2	1.2%	69.7	2.7%	2,516.9	96.2%
Oct-01	2,545.4	38.9	1.5%	58.6	2.3%	2,447.9	96.2%
Nov-01	3,659.6	40.5	1.1%	210.9	5.8%	3,408.3	93.1%
Dec-01	4,096.6	54.2	1.3%	429.0	10.5%	3,613.3	88.2%
Jan-02	3,506.8	54.5	1.6%	440.1	12.5%	3,012.2	85.9%
Feb-02	3,212.2	49.8	1.6%	346.2	10.8%	2,816.2	87.7%
Mar-02	2,960.0	46.8	1.6%	775.0	26.2%	2,138.2	72.2%
Apr-02	1,709.9	46.4	2.7%	562.2	32.9%	1,101.3	64.4%
May-02	5,177.0	49.9	1.0%	1795.5	34.7%	3,331.7	64.4%
Jun-02	3,255.6	35.3	1.1%	1211.3	37.2%	2,009.1	61.7%

Figure 2 displays the monthly growth trend in total Registry transactions (domain names and name servers) in millions for the .com, .net and .org TLDs.

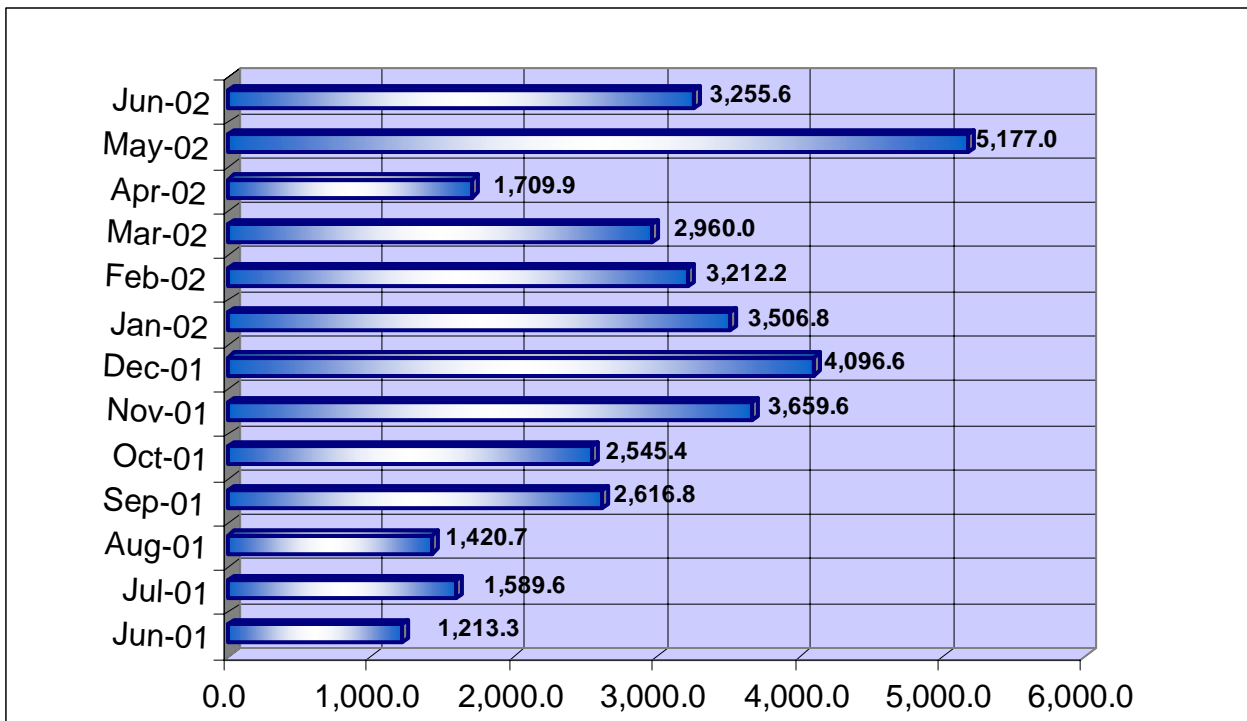


Figure 2 – Total Transactions by Month (In millions)

VeriSign Registry Monthly Report – June, 2002

Figure 3 shows the percent of second-level domain names registered in each of the .com, .net and .org gTLDs as of the end of the current reporting month.

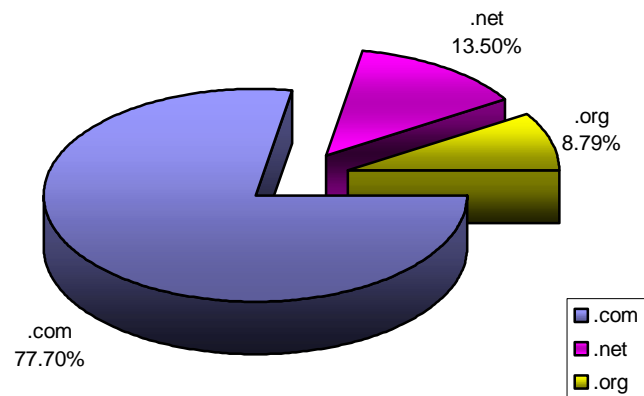


Figure 3 – TLD Registrations Distribution – June 30, 2002

The following information is provided as required by the ICANN/VeriSign Registry Agreements (.com, Section 8; .net and .org, Section 3.15; and requirements 5 and 6 in Appendix T for all three agreements). As stated in Appendix T, the following information "shall be kept confidential by ICANN until three months after the end of the month to which the report relates."

Total Registrations in the VeriSign Registry Database and Name Server Count as of June 30, 2002

REGISTRAR	COM	NET	ORG	Total Domain Names	Name Servers
007Names, Inc.	1,572	249	167	1,988	44
1 Domain Names International, Inc. d/b/a 1dni.com	1,024	147	98	1,269	60
1 eNameCo.	13,775	2,907	2,685	19,367	493
123 Easy Domain Names dba Signature Domains	18,377	7,369	3,867	29,613	343
123 Registration, Inc.	2,727	590	401	3,718	86
1stDomain.net, division of G+D International LLC	11,523	2,363	1,586	15,472	1,184
A Technology Company, Inc. d/b/a namesystem.com	2,025	185	138	2,348	12
Abacus America, Inc. dba Names4Ever	93,689	16,362	10,797	120,848	4,206
Active ISP ASA	45,204	7,933	4,482	57,619	147
Address Creation	5,696	785	593	7,074	233
Alices Registry, Inc.	55	12	16	83	8
All West Communications, Inc. d/b/a AW Registry	30,262	6,511	3,398	40,171	1,567
Alldomains.com Inc.	81,522	11,830	7,368	100,720	1,362
America Online, Inc. dba AOL and/or CompuServe-AOL	3,403	1,215	968	5,586	78
Ascio Technologies, Inc.	68,720	18,301	10,500	97,521	497
BB Online UK Ltd	8,027	1,588	1,003	10,618	200
Blueberry Hill Comm., Inc. dba 4Domains.com	3,635	568	444	4,647	102
BookMyName SAS	4,531	800	578	5,909	103
BulkRegister.com, Inc.	1,145,328	183,288	111,171	1,439,787	23,946
Capital Networks Pty LTD	43,487	6,336	3,067	52,890	1,332
Catalog.com, Inc.	23,988	3,075	3,029	30,092	121
CommuniGal Communications Ltd	142	1		143	0
Computer Services Langenbach GmbH dba joker.com	312,336	72,875	36,154	421,365	6,443
ComputerDataNetworks dba shop4domain/netonedomains	6,735	263	148	7,146	31
CORE Internet Council of Registrars	411,120	98,028	54,668	563,816	10,703
Corporate Domains, Inc.	1,241	429	239	1,909	39
Cronon AG Berlin, Niederlassung Regensburg	32,206	11,412	6,537	50,155	944
Deutsche Telekom AG	617	180	695	1,492	24
Direct Information Pvt. Ltd., dba Directl.com	15,366	1,788	1,280	18,434	631
Domain Bank, Inc.	156,598	24,793	15,161	196,552	2,580

The following information is provided as required by the ICANN/VeriSign Registry Agreements (.com, Section 8; .net and .org, Section 3.15; and requirements 5 and 6 in Appendix T for all three agreements). As stated in Appendix T, the following information "shall be kept confidential by ICANN until three months after the end of the month to which the report relates."

Total Registrations in the VeriSign Registry Database and Name Server Count as of June 30, 2002

REGISTRAR	COM	NET	ORG	Total Domain Names	Name Servers
Domain Intellect Pty. Ltd	12,087	20	5	12,112	3
Domain Registration Services	34,688	4,839	3,910	43,437	1,600
DomainDiscover	313,354	62,248	35,094	410,696	4,835
Domaininfo AB d/b/a domaininfo.com	21,379	5,178	3,511	30,068	2,263
DomainPeople, Inc.	111,554	17,159	10,854	139,567	5,351
DomainRegistry.com, Inc.	8,604	1,424	1,314	11,342	357
Domainsite.com, Inc.	17,434	3,007	2,176	22,617	138
DomainZoo.com, Inc.	7,481	2,318	1,322	11,121	101
DomReg Ltd.	3,081			3,081	28
Dotster, Inc.	433,021	74,315	51,566	558,902	21,514
Eastern Communications Co., Ltd.	7,075	939	333	8,347	177
Easyspace LTD	160,026	29,988	15,733	205,747	2,404
eMarkmonitor Inc. dba Markmonitor	3,814	869	852	5,535	70
EnetRegistry.com Corporation	485	82	43	610	34
eNom, Inc.	838,930	111,647	67,043	1,017,620	15,692
EPAG Enter-Price Multimedia AG	39,298	16,471	10,340	66,109	281
G.K. Group, L.L.C.	67,314	12,283	8,392	87,989	2,912
Gabia, Inc.	117,916	26,059	8,778	152,753	8,793
GANDI	235,373	58,368	45,495	339,236	16,341
Global Media Online, Inc	170,851	37,769	13,065	221,685	18,181
Globedom Datenkommunikations GmbH	2,784	763	369	3,916	180
Go Daddy Software, Inc.	763,129	132,267	83,173	978,569	31,225
HANGANG Systems, Inc. d/b/a doregi.com	85,263	20,300	5,040	110,603	9,679
I.D.R. Internet Domain Registry Ltd.	5,122	137	136	5,395	38
iHoldings.com, Inc. d/b/a Dotregistrar.com	474,429	64,910	28,306	567,645	3,832
Innerwise, Inc. d/b/a ItsYourDomain.com	251,554	34,367	20,343	306,264	4,890
InterAccess Co.	1,574	371	379	2,324	37
Interactive Telecom Network, Inc.	2,172	248	26	2,446	6
Intercosmos Media Group, Inc. d/b/a directNIC.com	495,177	66,387	39,009	600,573	10,820
Interdomain, S.A.	30,543	3,951	2,520	37,014	516
Key-Systems GmbH	12,711	3,242	2,016	17,969	920
Melbourne IT, Ltd. d/b/a Internet Names Worldwide	1,240,979	212,079	125,426	1,578,484	13,689
Mobilcom City Line GmbH dba topnet AG	30	30	6	66	5

The following information is provided as required by the ICANN/VeriSign Registry Agreements (.com, Section 8; .net and .org, Section 3.15; and requirements 5 and 6 in Appendix T for all three agreements). As stated in Appendix T, the following information "shall be kept confidential by ICANN until three months after the end of the month to which the report relates."

Total Registrations in the VeriSign Registry Database and Name Server Count as of June 30, 2002

REGISTRAR	COM	NET	ORG	Total Domain Names	Name Servers
Mr.DomReg.com Inc.	3,067	1,085	467	4,619	99
NAMEBAY	25,668	4,889	3,192	33,749	622
NameEngine, Inc.	6,274	1,601	1,225	9,100	120
NameScout Corp	29,738	4,703	3,368	37,809	508
NamesDirect.Com, Inc.	90,989	16,779	11,372	119,140	1,844
NameSecure.com	110,524	19,811	15,765	146,100	905
NameTree, Inc.	15		1	16	0
Netbenefit PLC aka NetNames	19,219	4,985	3,589	27,793	70
Neteka, Inc	3,581	475	320	4,376	50
Netpia.com, Inc.	96,384	19,542	5,917	121,843	3,401
Network Solutions, Inc.	7,542,761	1,236,331	978,129	9,757,221	409,159
Nominalia Internet S.L.	1,940	426	305	2,671	319
NORDNET	61,713	3,959	2,941	68,613	124
Omnis Network, LLC	7,538	1,020	872	9,430	446
OnlineNIC, Inc. d/b/a China-channel.com	229,618	32,807	10,155	272,580	4,659
OVH	1,038	290	190	1,518	540
pairNIC	2,406	411	497	3,314	39
Parava Networks Inc dba RegistratrateYa.com nAAme.com	26,389	5,046	2,842	34,277	690
pAsia, Inc.	3,001	629	267	3,897	236
Primus Telco Pty Ltd dba PrimusDomain/PlanetDomain	9,881	1,898	1,049	12,828	806
PSI-Japan, Inc.	27,351	5,174	1,888	34,413	4,569
R&K GlobalBusinessServices,Inc. dba 000Domains.com	324	53	17	394	5
register.com, Inc.	2,253,565	396,025	253,187	2,902,777	68,792
Register.it SPA	6,135	1,608	1,036	8,779	18
Registration Technologies, Inc.	9,450	3,667	1,786	14,903	16
Schlund+Partner AG	338,111	119,621	64,742	522,474	869
Secura GmbH	3,716	1,100	784	5,600	133
Stargate Communications, Inc.	150,721	25,539	14,642	190,902	4,310
The Name It Corporation dba aitdomains.com	77,925	11,210	7,825	96,960	2,068
The Registry at Info Avenue d/b/a IA Registry	94,169	5,940	4,347	104,456	284
TLDs, Inc. dba SRSplus	25,536	5,658	3,269	34,463	841
TotalRegistrations	24,730	5,189	2,405	32,324	748
Transpac	19,867	2,794	1,924	24,585	420

The following information is provided as required by the ICANN/VeriSign Registry Agreements (.com, Section 8; .net and .org, Section 3.15; and requirements 5 and 6 in Appendix T for all three agreements). As stated in Appendix T, the following information "shall be kept confidential by ICANN until three months after the end of the month to which the report relates."

Total Registrations in the VeriSign Registry Database and Name Server Count as of June 30, 2002

REGISTRAR	COM	NET	ORG	Total Domain Names	Name Servers
Tucows, Inc.	2,363,587	418,746	260,633	3,042,966	80,314
Universal Registration Services, Inc.	34	8		42	1
Venture.co, Inc. dba DomainCity	101	8	1	110	5
Verisign Global Registry Services	10	10	10	30	10
Virtual Internet Plc.	1,669	316	170	2,155	9
Wooho T&C Ltd., d/b/a rnames.com	1,642	445	106	2,193	149
Xin Net Corp.	117,545	19,737	3,927	141,209	2,047
YesNIC Co. Ltd.	161,015	37,323	9,048	207,386	16,740
TOTALS	22,463,110	3,903,076	2,542,023	28,908,209	841,416